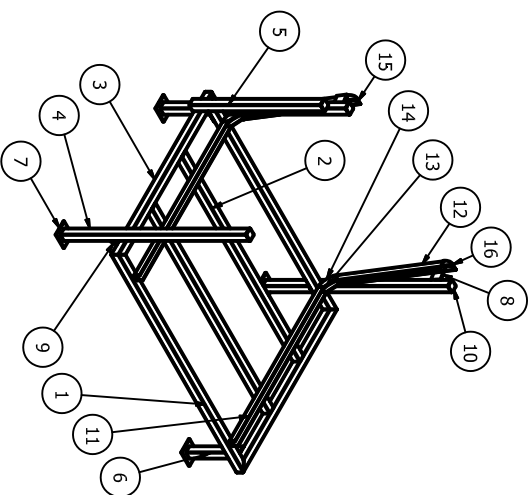
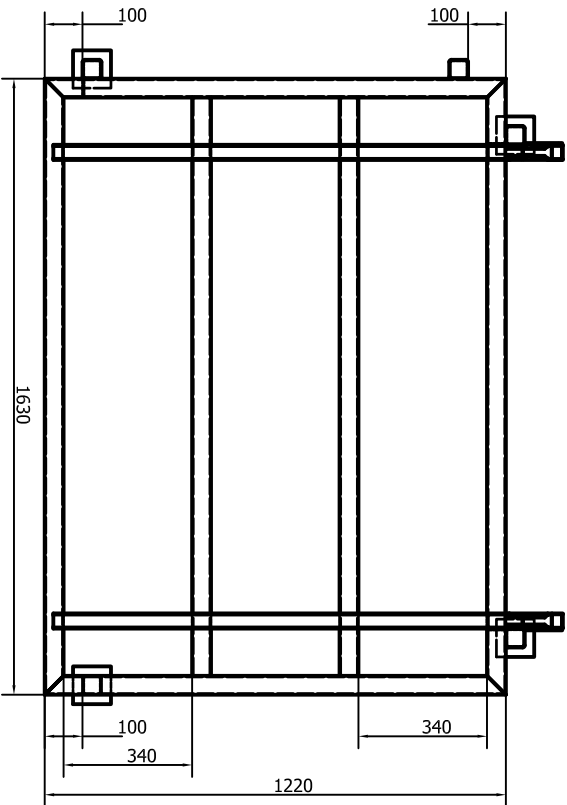
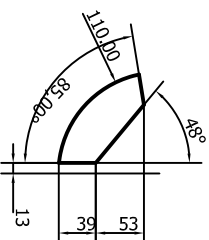
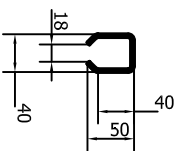


A-A



16	4	PLATE 70X40X3	S235JRG2
15	2	PLATE 84X40X3	S235JRG2
14	4	PLATE 128X48X3	S235JRG2
13	2	PLATE 164X34X3	S235JRG2
12	2	PLATE 710X135X3	S235JRG2
11	2	PLATE 1140X135X3	S235JRG2
10	4	PLS 50X3 L=50	S235JRG2
9	3	PLS 50X4 L=50	S235JRG2
8	2	PLS 60X5 L=85	S235JRG2
7	4	PLS 100X6 L=100	S235JRG2
6	1	SQUARE TUBE 50X50X3 L=350	S355J2H
5	1	SQUARE TUBE 50X50X3 L=850	S355J2H
4	3	SQUARE TUBE 50X50X3 L=1200	S355J2H
3	2	SQUARE TUBE 50X50X3 L=1220	S355J2H
2	2	SQUARE TUBE 50X50X3 L=1530	S355J2H
1	2	SQUARE TUBE 50X50X3 L=1630	S355J2H
ITEM	QTY	PART NUMBER	DESCRIPTION
Designed by	Checked by	Approved by	Date
			2006-12-06

Free to Use

EMB-1975

Fixture for F-Lids

Editor Sheet  
01 1 / 1